

Name of Tool	Offender Group Re-Conviction Scale Version 3 (OGRS3)
Category	General Risk Assessment (Validated)
Author / Publisher	Howard and colleagues
Year	2009

### Description

- The OGRS3 is an actuarial assessment tool that is used in conjunction with the OASys risk assessment by the National Offender Management Service (NOMS) (Home Office, 2002) in order to inform and improve the static/dynamic predictor found in the OASys ([Howard et al., 2009](#)). It was originally owned by the Home Office and was later transferred to Her Majesty's Prison and Probation Service in England and Wales ([Howard, 2018](#)).
- The OGRS3 contains items pertaining to the age at time of current caution, the type of offence, prior criminal history (including duration in years) and gender of the individual being assessed ([Stephens and Brown, 2001](#)).
- The tool is used in conjunction with the OASys: this is designed to assess how likely an individual is to reoffend, identify and classify offending-related needs ([Moore, 2015](#)). It can also be used in cases where the OASys has not been completed.
- The tool generates a probability of reconviction ([Stephens and Brown, 2001](#)).
- A fourth version of the tool has been developed and is currently awaiting release. This includes a predictor of non-sexual, violent recidivism (OGRS4/V) ([Howard, 2018](#)).

### Age Appropriateness

18+

### Assessor Qualifications

Qualified Probation Officer with the relevant training and experience.

### Strengths

- Due to a reduction in the number of items from nine to six, OGRS3 can be scored more quickly and accurately than previous versions ([Howard, 2018](#)).
- It can provide a prediction of risk within a 1 to 2 year time period.
- It provides a gendered estimate of risk, calculating it differently for females and males ([Howard et al., 2009](#); [Howard, 2018](#)).

### Empirical Grounding



- The OGRS3 is grounded in extensive Home Office Policy research (Kershaw, 1999, Independent Conference Paper) dating from the previous two versions of the tool ([Copas and Marshall, 1998](#); [Taylor, 1999](#)).
- The criminal history ‘copas rate’ is the most complex part of the OGRS based on two factors: the length in years of an individual’s known criminal career and their total number of convictions. The ‘copas rate’ of an individual is higher when they have more criminal appearances within a short ‘criminal career’ (i.e. from their first through to their current offending) ([Howard, 2018](#)).
- The developers explored previous research in the United Kingdom about gender, age, current offence and criminal history as significant predictors for recidivism. Subsequent versions were refined by testing the validity across different groups of individuals who have offended; this then led to the age/gender interaction in OGRS3 ([Howard, 2018](#)).


**Inter-Rater Reliability**



No Empirical Evidence Available.

**Validation History**

**General Predictive Accuracy**




a) UK Research


- [Wood et al. \(2015\)](#) noted a link between reoffending rates and the OGRS score. Thirteen percent of those with a ‘very low’ likelihood of reoffending went on to do so in comparison with the 67% of those ranked as ‘very high’ who recidivated.
- [Howard and Dixon \(2012b\)](#) - the OGRS3 attained moderate accuracy in predicting violent reoffending (AUC = .70) in a dataset of 49,346 assessments.
- [Wakeling et al. \(2011a\)](#) - significant differences in mean OGRS3 scores between the recidivist and non-recidivist groups (20.3 versus 9.6 respectively). OGRS3 obtained moderate to high AUC values with different groups ranging from .65 (those convicted of sexual offences) to .86 (those convicted of violent offences).
- [Howard et al. \(2009\)](#) - the OGRS3 substantially improved the prediction of ‘proven’ re-offending for all individuals (AUC = .80), compared with its predecessor, the OGRS 2 (AUC= .78). For prisoners only, the OGRS3 generated an AUC of .84 compared to the Sentence Planning Predictor (AUC <.83) (n = 71, 914).
- [Howard \(2018\)](#) found that the AUC was strong at .80 for when coding was carried out using centrally-held records

	and when the coding was completed by probation workers.
b) International Research	None available at present.


### Validation History

<b>Applicability: Females</b>	
a) UK Research	<ul style="list-style-type: none"> <li>• <a href="#">Debidin (2009)</a> – the OGRS3 obtained moderate to high AUC values of .81 and .70 for non-violent and violent offending respectively in a female offending sample.</li> <li>• <a href="#">Howard (2009)</a> reported OGRS3 provided more accurate predictions for females than the previous version.</li> </ul>
b) International Research	None available at present.

### Validation History

<b>Applicability: Ethnic Minorities</b>	
a) UK Research	<ul style="list-style-type: none"> <li>• <a href="#">Debidin (2009)</a> – the OGRS3 obtained moderate to high AUC values ranging from .64 for those convicted of violent offences who were of ‘Other’ ethnic origin to .75 for non-violent mixed-race individuals.</li> </ul>
b) International Research	None available at present.

### Validation History

<b>Applicability: Mental Disorders</b>	
No Empirical Evidence Available.	

### Contribution to Risk Practice

- The OGRS3 has an ability to guide awareness of some static risk factors and can prompt further need for assessment of the risk of reoffending.
- OGRS3 scores are used within the National Offender Management Service (NOMS) as part of the risk/needs/responsivity-based criteria for targeting of offending behaviour programmes.
- [Howard et al. \(2009\)](#) maintained that the predictive performance of OGRS3 can be optimised by using the OASys or the Asset ([Youth Justice Board, 2003](#)) in conjunction with it.

- The Youth Justice Board is in the process of rolling out the use of version 4 of the OGRS for young people ([Moore and Howard, 2015](#)).
- Formal training for the OGRS is provided for prison staff members as part of the OASys assessor course ([Howard, 2018](#)).

### Other Considerations

- Authors claim that OGRS3 can be used within the youth justice system; although there is no empirical evidence to date to support this claim.
- Few validation studies by independent researchers.
- Assessors should note that the OGRS3 is designed to be used in conjunction with the OASys; hence the observed limitations in its capacity to contribute to risk practices on its own.
- OGRS prediction scales are used as a base measure in a number of settings. For example, the Ministry of Justice is linking OGRS with the 'payment by results' scheme. In Wales OGRS was used to evaluate a mentoring scheme for ex-prisoners. ([Maguire et al., 2010](#)).
- OGRS3 does not have a component to capture violent recidivism. The fourth version of the tool addressed this gap ([Howard, 2018](#)).
- [Howard \(2015a\)](#) found that the OGRS3 accurately measured rarer types of serious offences. It was recommended that arson, kidnapping, blackmail, dangerous driving and racially aggravated offences should be added to the OGRS3.
- A note of caution is potentially an individual's score can fall when they receive a new conviction. This is in scenarios when the length of the 'criminal career' is longer than the number of convictions or when age increases and an individual goes up in an age band. The decrease in OGRS score is to reflect the effect of growing older and longer breaks between offences. This should be considered, however, in the context of the behaviours and circumstances of individuals ([Howard, 2018](#)).
- OGRS Version 4 (OGRS4) will be introduced in a forthcoming Ministry of Justice publication (Howard, in preparation). The publication date has not yet been confirmed. Preliminary research has found the OGRS4, consisting of general and violent reoffending models, significantly outperforms the third version ([Howard, 2015b](#)).
- The OGRS4 includes a separate predictor of violent recidivism as well as a predictor of general recidivism. Both remain based on static risk factors, though OGRS4 also includes violent offending history. The OGRS4 publication includes tests of validity by age and gender, including young people. OGRS4 includes an 'offence-free time' component, which enables estimates to be made for those who have spent time in the community without reoffending, given that the likelihood of reoffending is greatest immediately after sentence ([Howard, 2011](#)).
- The National Offender Management Service reserves Crown Copyright on OGRS versions 3 and 4. Please contact [mark.nickson@noms.gsi.gov.uk](mailto:mark.nickson@noms.gsi.gov.uk) for details on licensing.